

HSS

High Speed Surface Machining



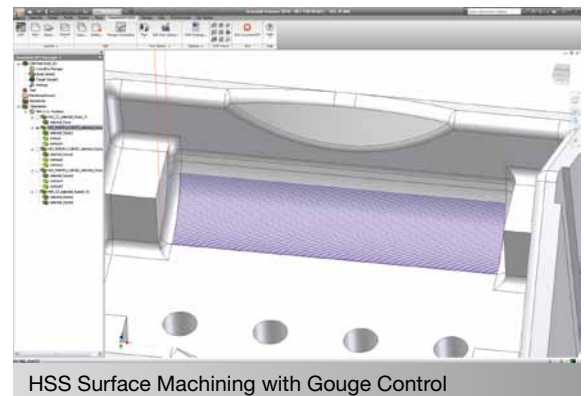
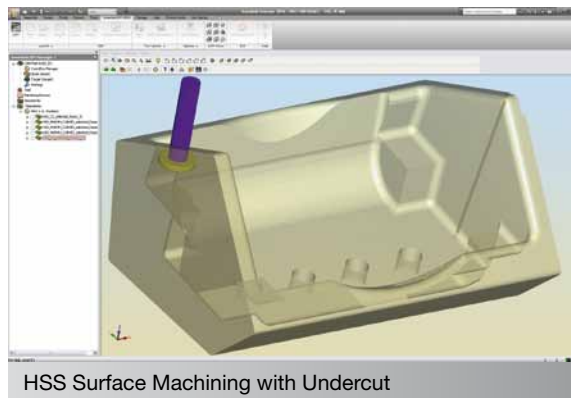
InventorCAM HSS is a high speed surface machining module for smooth and powerful machining of localized surface areas in the part, including undercuts. It provides easy selection of the surfaces to be machined, with no need to define the boundaries. It supports both standard and shaped tools.

Powerful Surface Machining Strategies

The InventorCAM HSS module provides nine different tool-path definition strategies that enable the user to work differently for each area, as needed. The linking moves between the toolpaths can be controlled by the user to avoid holes and slots, without the need to modify the model's surface.

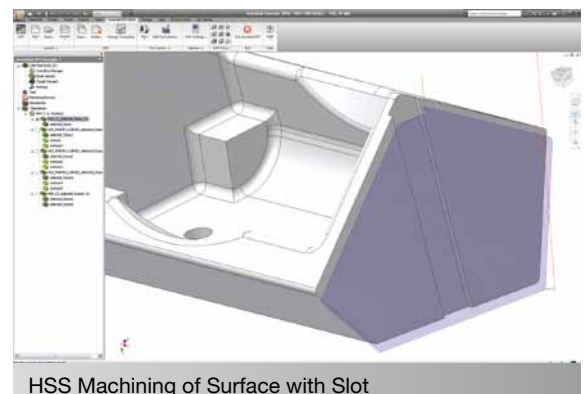
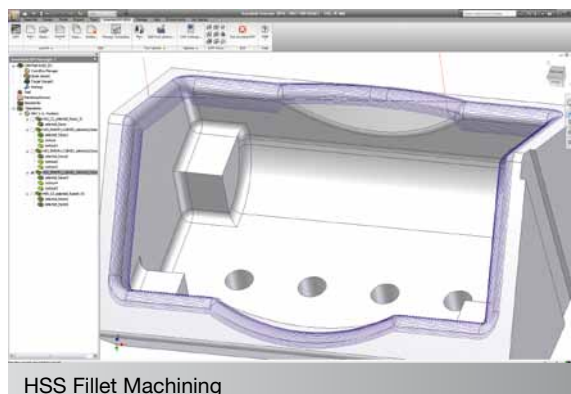
HSS: A must-have for every InventorCAM user

High Speed Surface machining is an important addition to the integrated InventorCAM+Autodesk Inventor solution and is essential for any manufacturer as an excellent add-on for the machining of all types of parts.



Advanced Gouge Control

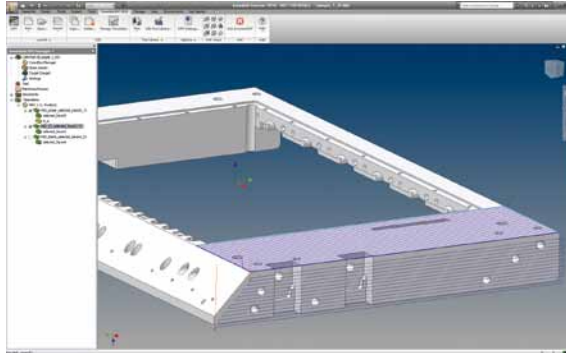
Complete Gouge Control is available for Holder, Arbor and Tool. Adjoining Check Surfaces that are to be avoided can be selected. Several retract strategies are available, under user control.



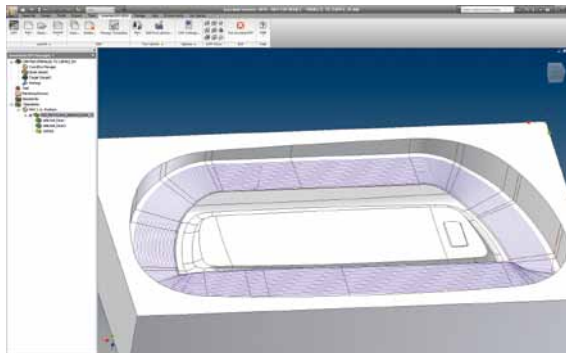
The InventorCAM HSS Module provides numerous surface machining strategies that produce an efficient, smooth, gouge-free and optimal toolpath to finish the selected surfaces. HSS provides special toolpath linking strategies, generating smooth and tangential lead-ins and lead-outs.

Retracts can be performed to any major plane. The advantages of the InventorCAM HSS module translate to significantly increased surface quality. The InventorCAM HSS module is an important add-on for every machine shop for the machining of all types of parts.

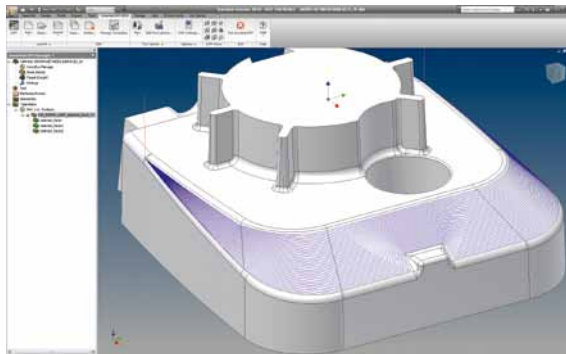
HIGH SPEED SURFACE MACHINING STRATEGIES



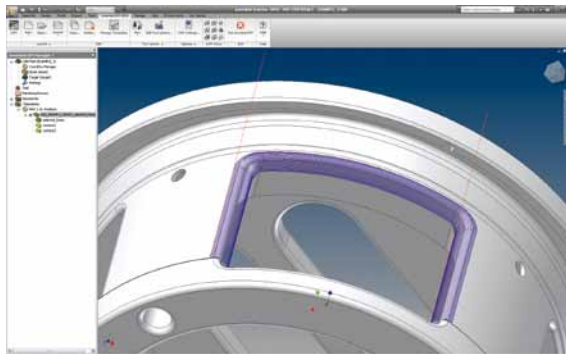
Parallel cut linear



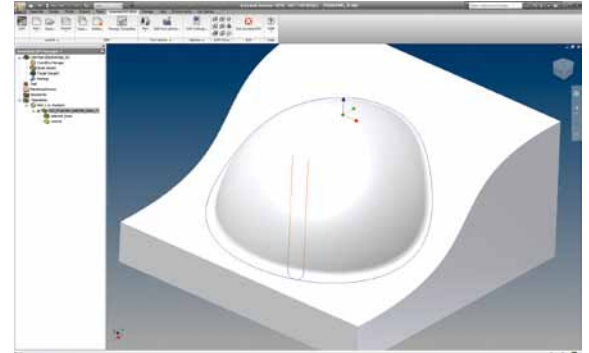
Parallel to curve



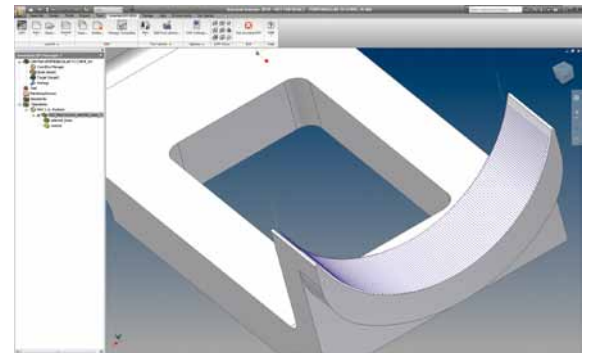
Morph between two surfaces



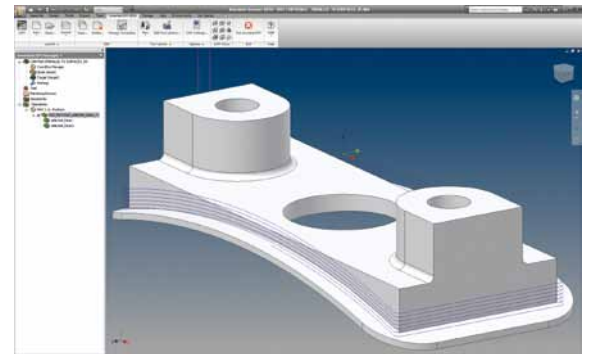
Morph between two curves



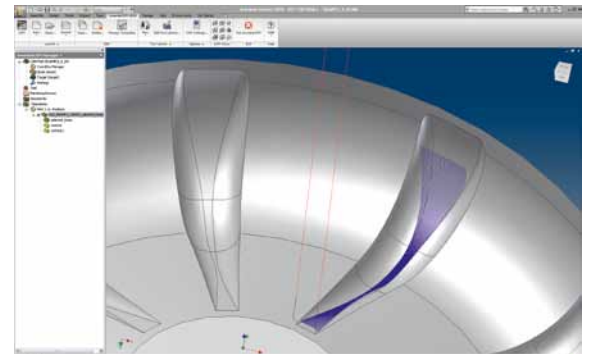
Engraving



Perpendicular to curve



Parallel to surface



Morph between curves with undercut